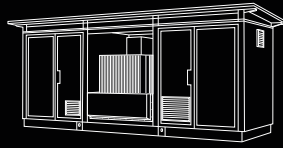
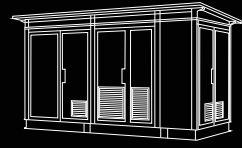




ESPE
Energy Expertise



ESPE Power Skid



ESPE Power Shelter

Integrated
transformer platforms



KEY CHARACTERISTICS



Industrial design of the highest standard



Optimised ergonomics for easy installation and service



Assembly and quality control in the factory
for maximum reliability



Key lock for safety and component protection



Immediate installation and easy connections thanks
to bottom cable routing



Robust build and protection against atmospheric
agents, with air exchange for heat dissipation



Energy Efficiency and Conformity
to Applicable Standards

Espe Power Skid with oil-insulated transformer - Technical Specifications

GENERAL

Type	Skid with oil-insulated transformer
Power	from 3 to 6 MVA
Operating temperature	-10 ÷ +50 °C
Altitude and Class	< 1000 m a.s.l., IV
Humidity	50% at 40 °C - 90% at 20 °C
Rust protection	Galvanisation – Painting
Total weight	approx. 18 t for 6 MVA
Lifting	With chains at 4 points, single beam balance
Dimensions (L x W x H)	7410 x 2426 x 3068 mm H 3383 mm with double roof
Oil collection tank	Built-in

TRANSFORMER

Producer	European
Standard	Directive 2009/125/EC Directive 2014/30/EU EU/548/2014 EN 61000-6-1 EN 61000-6-3 CEI EN 62770
Power	from 3 to 6 MVA
Type and cooling	OIL TYPE - ONAN
Primary voltage	15/20 kV
Secondary voltage	400/660/800 V
Nominal frequency	50 Hz
Maximum voltage	24 kV
Vector groups	Dyn11 - Dy11 Dyn11/yn11 - Dy11/y11
Vcc	6-7-8 %

MV PANEL

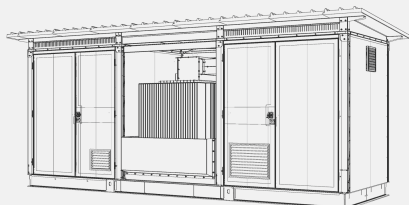
Producer	European
Standard	IEC 62271-200 - CEI 0-16 (Italy)
Insulation voltage	24 kV
Nominal frequency	50 Hz
Nominal current and voltage	630 A – 20 kV
1s short term current	16 kA
Impulse withstand voltage 1.2/50µs	125 kV
Test voltage 50 Hz 1 min	50 kV

LV PANEL

Producer	European
Standard	EN 61439-2 (CEI 17-114)
Nominal insulation voltage	1000 V
Nominal short circuit current Icc	Up to 50 kA
Nominal voltage	Up to 800 V
Nominal auxiliary circuit voltage	24 VDC / 230 V
Disconnectors with fuses	ABB or equiv. - up to 350 A
Main switch	ABB or equiv. - up to 2500 A
Nominal frequency	50 Hz

AUXILIARY PANEL

Producer	European
Standard	EN 61439-2 (CEI 17-114)
Nominal insulation voltage	750 V
Nominal short circuit current Icc	Up to 16 kA
Nominal auxiliary circuit voltage	24 VDC / 230 V
Switchgear	ABB or equiv. Up to 63 A
Nominal frequency	50 Hz
Auxiliary circuits	CEI 64-8



Espe Power Skid
with oil-insulated transformer

ESPE Power Shelter with resin-insulated transformer - Technical Specifications

GENERAL

Type	Shelter with resin-insulated transformer
Power	from 0.8 to 2.5 MVA
	(double version) UP to 5MVA
Operating temperature	-10 ÷ +50 °C
Altitude and Class	< 1000 m a.s.l., IV
Humidity	50% at 40 °C - 90% at 20 °C
Rust protection	Galvanisation – Painting
Total weight	approx. 12t for 2.5 MVA
	(double version) approx. 20t for 5 MVA
Lifting	With chains at 4 points, single beam balance
Dimensions (L x W x H)	5658 x 2426 x 3068 mm H 3474 mm with double roof
	(double version) 8930 x 2746 x 3068 mm H 3477 mm with double roof

TRANSFORMER

Producer	European
Standard	IEC 60076-1 IEC 60076-6 (reactors) IEC 60076-11 EN 12100 EU 548/ 2014
Power	from 0.8 to 2.5 MVA
Type and cooling	DRY TYPE - AN
Primary voltage	15/20 kV
Secondary voltage	400/660/800 V
Nominal frequency	50 Hz
Maximum voltage	24 kV
Vector groups	Dyn11 - Dy11
Vcc	6-7-8 %
Environment classes	E2-C2-F1

MV PANEL

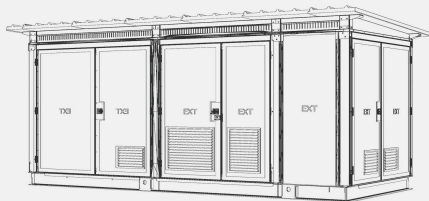
Producer	European
Standard	IEC 62271-200 - CEI 0-16 (Italy)
Insulation voltage	24 kV
Nominal frequency	50 Hz
Nominal current and voltage	630 A – 20 kV
1s short term current	16 kA
Impulse withstand voltage 1.2/50µs	125 kV
Test voltage 50 Hz 1 min.	50 kV

LV PANEL

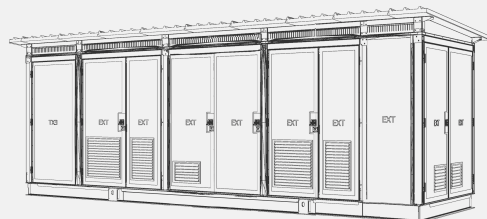
Producer	European
Standard	EN 61439-2 (CEI 17-114)
Nominal insulation voltage	1000 V
Nominal short circuit current Icc	Up to 50 kA
Nominal voltage	Up to 800 V
Nominal auxiliary circuit voltage	24 VDC / 230 V
Disconnectors with fuses	ABB or equiv. - up to 350 A
Main switch	ABB or equiv. - up to 2500 A
Nominal frequency	50 Hz

AUXILIARY PANEL

Producer	European
Standard	EN 61439-2 (CEI 17-114)
Nominal insulation voltage	750 V
Nominal short circuit current Icc	Up to 16 kA
Nominal auxiliary circuit voltage	24 VDC / 230 V
Switchgear	ABB or equiv. Up to 63 A
Nominal frequency	50 Hz
Auxiliary circuits	CEI 64-8



Espe Power Shelter
with resin-insulated transformer



Espe Power Shelter (double version)
with double resin-insulated transformer



ESPE
Energy Expertise

Power Shelter

ESPE

SHelter N.2
ESPE

espe.it

eolo



ESPE S.p.A

Via dell'Artigianato, 6
35010 Grantorto (Padua) Italy
Tel. +39 049 945 50 33